

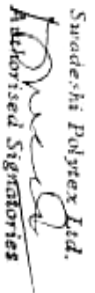
EQUITY SHARES

Serial No.	Issuer Name	Previous Name(s) of Issuer, if any	Face Value (in Rupees)	Paid-up Value (in Rupees)	ISIN, if available	Voting Rights (indicates the kind of voting power conferred to the shareholder) (Put v at the appropriate box)					Payment Status (Put v at the appropriate box)	
						Voting (Each share has one vote)	Non-voting (Share has no voting rights)	Restricted voting (The shareholder may be entitled to less than one vote per share)	Enhanced voting (The shareholder is entitled to more than one vote per share)	Partly Paid	Fully Paid	
-	1	2	3	4	5	6	7	8	9	10	11	
1	SWADESHI POLYTEX LIMITED	NA	10/-	10/-	NA	v					v	

For Swadeshi Polytex Ltd
[Signature]
 Authorised Signatories

Introductory sub-table (I)(a)

Name of the Company: Swadesthi Polytex Limited			
Scrip Code, Name of the scrip, class of security: 503816, SWADPOL, Equity Shares			
Quarter ended: 31st Dec. 2011			
Partly paid-up shares:-		No. of partly paid-up shares	As a % of total no. of partly paid-up shares
Held by promoter/promoter group	0		0
Held by public	0		0
Total - D	0		0
Outstanding convertible securities:- No. of outstanding securities		As a % of total no. of outstanding convertible securities	As a % of total no. of shares of the company, assuming full conversion of the convertible securities
Held by promoter/promoter group	0		0
Held by public	0		0
Total - E	0		0
Warrants:-		No. of warrants	As a % of total no. of warrants
Held by promoter/promoter group	0		0
Held by public	0		0
Total - F	0		0
Total paid-up capital of the company, assuming full conversion of warrants and convertible securities			

For Swadesthi Polytex Ltd.

 Authorized Signatories

Statement Showing Shareholding Pattern

Category code	Category of Shareholder	Number of Shareholders	Table (I)(a)			Total shareholding as a percentage of total number of shares		Number of Shares Pledged or otherwise encumbered	As a percentage of (VIII)/(V)+100
			Total number of shares	Number of shares held in dematerialized form	As a percentage of (A+B) ¹	As a percentage of (A+B+C)			
(I)	(II)	(III)	(IV)	(V)	(VI)	(VII)	(VIII)	(IX)	
(A)	Shareholding of Promoter and Promoter								
1	Indian								
(a)	Individuals/ Hindu Undivided Family								
(b)	Central Government/ State Government(s)	1	5250	0	0.13	0.13	0	0.00	
(c)	Bodies Corporate	0	0	0	0.00	0.00	0	0.00	
(d)	Financial Institutions/ Banks	4	2224450	0	57.04	57.04	0	0.00	
(e)	Any Others(Specify)	0	0	0	0.00	0.00	0	0.00	
(e-1)									
(e-2)									
(e-3)									
(e-4)									
(e-5)									
(e-6)									
(e-7)									
(e-8)									
(e-9)									
(e-10)									
	Sub Total(A)(1)	5	2229700	0	57.17	57.17	0	0.00	
2	Foreign								
a	Individuals (Non-Residents Individuals/ Foreign Individuals)	0	0	0	0.00	0.00	0	0.00	
b	Bodies Corporate	0	0	0	0.00	0.00	0	0.00	
c	Institutions	0	0	0	0.00	0.00	0	0.00	
d	Any Others(Specify)	0	0	0	0.00	0.00	0	0.00	
d-1									
d-2									
d-3									
d-4									
d-5									
	Sub Total(A)(2)	0	0	0	0.00	0.00	0	0.00	
	Total Shareholding of Promoter and	5	2229700	0	57.17	57.17	0	0.00	

For Swedish Polymers Ltd.
Divulce
 Authorised Signatories

(B)	Public shareholding														
1	Equities														
(a)	Mutual Funds/UTI	41	0	0	0.00	0.00	0	0.00	0	0.00					
(b)	Financial Institutions/ Banks	1	69400	0	1.78	1.78	0	0.00							
(c)	Central Government/ State Government(s)	0	0	0	0.00	0.00	0	0.00							
(d)	Venture Capital Funds	0	0	0	0.00	0.00	0	0.00							
(e)	Insurance Companies	3	950	0	0.02	0.02	0	0.00							
(f)	Foreign Institutional Investors	0	0	0	0.00	0.00	0	0.00							
(g)	Foreign Venture Capital Investors	0	0	0	0.00	0.00	0	0.00							
(h-i)	Any Other (specify)														
(h-i)	BANKS	14	2225	0	0.06	0.06	0	0.00							
(h-i)															
	Sub-Total (B)(1)	18	72575	0	1.86	1.86	0	0.00							
B-2	Non-residents														
(a)	Bodies Corporate	58	761222	0	19.52	19.52	0	0.00							
(b)	Individuals				0.00	0.00									
I	Individuals - Individual shareholders holding nominal share capital up to Rs. 1 lakh.	9779	831743	0	21.33	21.33	0	0.00							
II	Individual shareholders holding nominal share capital in excess of Rs. 1 lakh.	0	0	0	0.00	0.00	0	0.00							
(c)	Any Other (specify)														
(c-i)	NRI	30	4760	0	0.12	0.12	0	0.00							
(c-ii)					0.00	0.00									
	Sub-Total (B)(2)	9867	1597725	0	40.97	40.97	0	0.00							
(B)	Total Public Shareholding (B)-	9885	1670300	0	42.83	42.83	0	0.00							
	(B)(1)+(B)(2)														
	TOTAL (A)+(B)	9890	3900000	0	100.00	100.00	0	0.00							

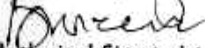
For Sundeep Polytex Ltd
(Signature)
 Authorised Signatories

(C)	Shares held by Custodians and against which Depository Receipts have been issued												
1	Promoter and Promoter Group	0	0	0	0	0	0	0	0	0.00	0	0	0.00
2	Public	0	0	0	0	0	0	0	0	0.00	0	0	0
	Sub-Total (C)	0	0	0	0	0	0	0	0	0	0	0	0
	GRAND TOTAL (A)+(B)+(C)	9890	3900000	0	0	0	0	0	0	100.00	0	0	0.00

For Swadesh Polytex Ltd
Praveen
 Authorized Signatories

SLNo.	Notes
1	N.A.
2	
3	
4	
5	
6	
7	
8	
9	

For Swadeshi Polytex Ltd.


Authorised Signatories

(1)(b) Statement showing the holding of securities (including shares, warrants, convertible securities) of persons belonging to the category "Promoters and Promoter Group"

Sr. No.	Name of the shareholder	Details of shares held		Escrowed shares (*)			Details of warrants		Details of convertible securities		Total shares (including underlying shares assuming full conversion of warrants and convertible securities) as a % of filtered share capital
		Number of shares held	As a % of grand total (A)+(B)+(C)	No. of shares	As a percentage	As a % of grand total of sub-clause (Ma)	Number of warrants held	As a % of total number of warrants of the same class	Number of convertible securities held	As a % of total number of convertible securities of the same class	
		(A)	(B)	(C)	(D)	(E)	(F)	(G)	(H)	(I)	(J)
1	National Textiles Corporation Limited (A Government of India Undertaking)	1311600	33.62	0	0.00	0.00	0	0	0	0	0
2	Solecon Pvt Private Limited	341250	8.80	0	0.00	0.00	0	0	0	0	0
3	Pathanpur Cooling Towers Private Limited	292700	7.51	0	0.00	0.00	0	0	0	0	0
4	Drey Pvc Systems Private Limited	277500	7.12	0	0.00	0.00	0	0	0	0	0
5	Mafaborder Swarnip	3250	0.13	0	0.00	0.00	0	0	0	0	0
6											
7											
8											
9											
10											
11											
	TOTAL	2229700	57.17	0	0.00	0.00	0	0	0	0	0

For Swadeshi Polytex Limited

Authorized Signatory

For Swadeshi Polytex Ltd.

 Authorized Signatory


(D)(c)(i) Statement showing holding of securities (including shares, warrants, convertible securities) of persons belonging to the category "Public" and holding more than 1% of the total number of shares

Sr. No.	Name of the shareholder	Number of shares held	Shares as a percentage of total number of shares i.e., Grand Total (A)+(B)+(C) Indicated in Statement at para (D)(a) above}	Details of warrants		Details of convertible securities		Total shares (including underlying shares assuming full conversion of warrants and convertible securities) as a % of diluted share capital
				Number of warrants held	As a % total number of warrants of the same class	Number of convertible securities held	% w.r.t total number of convertible securities of the same class	
1	MKJ Enterprises Limited	487525	12.50	0	0	0	0	
2	Monolith Investment Co.Ltd.	176575	4.53	0	0	0	0	
3	IFCI	69400	1.78	0	0	0	0	
4	Melvin Powel Co.Ltd.	82425	2.11	0	0	0	0	
5								
6								
TOTAL		815925	20.92	0	0	0	0	0

For Supadeshi Polytex Int.
 Authorized Signatories

(D)(c)(ii) Statement showing holding of securities (including shares, warrants, convertible securities) of persons (together with PAC) belonging to the category "Public" and holding more than 5% of the total number of shares of the company

Sr. No.	Name(s) of the shareholder(s) and the Persons Acting in Concert (PAC) with them	Number of shares	Shares as a percentage of total number of shares i.e., Grand Total (A)+(B)+(C) indicated in Statement at para (I)(a) above)	Details of warrants		Details of convertible securities		Total shares (including underlying shares assuming full conversion of warrants and convertible securities) as a % of diluted share capital
				Number of warrants	As a % total number of warrants of the same class	Number of convertible securities held	% w.r.t total number of convertible securities of the same class	
1	MKJ Enterprises Limited	487525	12.50	0	0	0	0	0
2								
3								
4								
5								
6								
7								
8								
9								
10								
TOTAL		487525	12.50	0	0	0	0	0

For Syntex Polymex Ltd.

 Authorised Signatories

(I)(d) Statement showing details of locked-in shares

Sr. No.	Name of the shareholder	Number of locked-in shares	Locked-in shares as a percentage of total number of shares i.e., Grand Total (A)+(B)+(C) indicated in Statement at para (I)(a) above)
1	NIL		0.00
2			0.00
3			0.00
4			0.00
5			0.00
6			0.00
7			0.00
8			0.00
9			0.00
TOTAL		0	0.00

For *Siddeshi Polytex Ltd.*
Authorized Signatories

(II)(a) Statement showing details of Depository Receipts (DRs)

Sr. No.	Type of outstanding DR (ADRs, GDRs, SDRs, etc.)	Number of outstanding DRs	Number of shares underlying outstanding DRs	Shares underlying outstanding DRs as a percentage of total number of shares (i.e., Grand Total (A)+(B)+(C) indicated in Statement at para (I)(a) above)
1	NOT APPLICABLE			
2		N.A.	N.A.	N.A.
3				0.00
4				0.00
5				0.00
6				0.00
7				0.00
8				0.00
9				0.00
TOTAL		0	0	0.00

For Suniltech Polystyrene Ltd.

 Authorised Signatories

(11)(b) Statement showing holding of Depository Receipts (DRs), where underlying shares held by "promoter/promoter group" are in excess of 1% of the total number of shares

Sr. No.	Name of the DR Holder	Type of outstanding DR (ADRs, GDRs, SDRs, etc.)	Number of shares underlying outstanding DRs	Shares underlying outstanding DRs as a percentage of total number of shares i.e., Grand Total (A)+(B)+(C) indicated in Statement at para (D)(a) above)
1	NOT APPLICABLE	N.A.	N.A.	N.A.
2				0.00
3				0.00
4				0.00
5				0.00
6				0.00
7				0.00
8				0.00
TOTAL				0.00

For Swadeshi Polytex Ltd.

Authorised Signatory

For Swadeshi Polytex Ltd.

 Authorised Signatories