

**Annexure II**  
**SWADESHI POLYTEX LIMITED**

1) (a) Statement showing Shareholding Pattern as on

31/12/2013

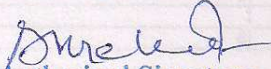
Category code	Category of shareholder	Number of shareholders	Total Number of Shares	Number of shares held in dematerialized form	Total Shareholding as a percentage of total no. of shares		Shares Pledged or otherwise encumbered	
					As a percentage of (A+B) (VI)	As a percentage of (A+B+C) (VII)	No. of shares (VIII)	As a percentage (IX)=(VIII)/(IV)*100
(I)	(II)	(III)	(IV)	(V)	(VI)	(VII)	(VIII)	(IX)
<b>(A) Shareholding of promoter and promoter Group</b>								
<b>(1) Indian</b>								
(a)	INDIVIDUALS/HUF	1	5,250	0	0.13	0.13	0	0.00
(b)	CENTRAL GOVERNMENT/STATE GOVERNMENT	0	0	0	0.00	0.00	0	0.00
(c)	BODIES CORPORATE	6	22,93,850	9,82,850	58.82	58.82	0	0.00
(d)	FINANCIAL INSTITUTIONS/BANKS	0	0	0	0.00	0.00	0	0.00
(e)	ANY OTHER (SPECIFY)	0	0	0	0.00	0.00	0	0.00
	Sub-Total (A) (1)	7	22,99,100	9,82,850	58.95	58.95	0	0.00
<b>(2) Foreign</b>								
(a)	INDIVIDUALS(NRI)/FOREIGN INDIVIDUALS	0	0	0	0.00	0.00	0	0.00
(b)	BODIES CORPORATE	0	0	0	0.00	0.00	0	0.00
(c)	INSTITUTIONS	0	0	0	0.00	0.00	0	0.00
(d)	QUALIFIED FOREIGN INVESTOR	0	0	0	0.00	0.00	0	0.00
(e)	ANY OTHER (SPECIFY)	0	0	0	0.00	0.00	0	0.00
	Sub-Total (A) (2)	0	0	0	0.00	0.00	0	0.00
	Total (A)	7	22,99,100	9,82,850	58.95	58.95	0	0.00
<b>(B) Public shareholding</b>								
<b>(1) Institutions</b>								
(a)	MUTUAL FUNDS/UTI	0	0	0	0.00	0.00	0	0.00
(b)	FINANCIAL INSTITUTIONS/BANKS	12	2,125	0	0.05	0.05	0	0.00
(c)	CENTRAL GOVERNMENT/STATE GOVERNMENT	1	250	0	0.01	0.01	0	0.00
(d)	VENTURE CAPITAL FUND	0	0	0	0.00	0.00	0	0.00
(e)	INSURANCE COMPANIES	3	950	525	0.02	0.02	0	0.00
(f)	FOREIGN INSTITUTIONAL INVESTORS	0	0	0	0.00	0.00	0	0.00
(g)	FOREIGN VENTURE CAPITAL INVESTORS	0	0	0	0.00	0.00	0	0.00
(h)	QUALIFIED FOREIGN INVESTOR	0	0	0	0.00	0.00	0	0.00
(I)	ANY OTHER SPECIFY	0	0	0	0.00	0.00	0	0.00
	Sub-Total	16	3,325	525	0.08	0.08	0	0.00
<b>(2) Non-institutions</b>								
(a)	BODIES CORPORATE	62	7,64,622	300	19.61	19.61	0	0.00
(b)	i) INDIVIDUALS -HOLD UPTO 1 LAKH (NOM VALUE)	9733	8,28,243	28,148	21.24	21.24	0	0.00
	ii) INDIVIDUALS -HOLD ABOVE 1 LAKH (NOM VALUE)	0	0	0	0.00	0.00	0	0.00
(c)	ANY OTHER (SPECIFY)- A) CLEARNG MEMBERS	0	0	0	0.00	0.00	0	0.00
	B) NON-RESIDENTS	29	4,710	0	0.12	0.12	0	0.00
	C) TRUST	0	0	0	0.00	0.00	0	0.00
	Sub-Total (B) (2)	9824	15,97,575	28,448	40.97	40.97	0	0.00
	Total (B)	9840	16,00,900	28,973	41.05	41.05	0	0.00
	Total (A+B)	9847	39,00,000	10,11,823	100.00	100.00	0	0.00

For Swadeshi Polytex Limited

*[Signature]*  
Authorised Signatory

(I)	Category of shareholder (II)	Number of shareholders (III)	Total Number of Shares (IV)	Number of shares held in dematerialized form (V)	Total Shareholding as a percentage of total no. of shares		Shares Pledged or otherwise encumbered	
					As a percentage of (A+B) (VI)	As a percentage of (A+B+C) (VII)	No. of shares (VIII)	As a percentage (IX)=(VIII)/(IV)*100
(C)	Shares held by Custodians and against which							
	Depository Receipts have been issued							
	SHARES HELD BY CUSTODIANS	0	0	0	0.00	0.00	0	0.00
	Sub-Total (C)	0	0	0	0.00	0.00	0	0.00
	Total (C)	0	0	0	0.00	0.00	0	0.00
	Grand-Total (A+B+C)	9847	39,00,000	10,11,823	100.00	100.00	0	0.00

For Swadeshi Polytex Limited


  
Authorised Signatory

## Introductory sub-table (I)(a)

Name of the Company: SWADESH POLYTEX LIMITED			
Scrip Code, Name of the scrip, class of security:			
Quarter ended: 31/12/2013			
<b>Partly paid-up shares:-</b>	<b>No. of partly paid-up shares</b>	<b>As a % of total no. of partly paid-up shares</b>	<b>As a % of total no. of shares of the company</b>
Held by promoter/promoter group	0	0	0
Held by public	0	0	0
<b>Total - D</b>	<b>0</b>	<b>0</b>	<b>0</b>
<b>Outstanding convertible securities:-</b>	<b>No. of outstanding securities</b>	<b>As a % of total no. of outstanding convertible securities</b>	<b>As a % of total no. of shares of the company, assuming full conversion of the convertible securities</b>
Held by promoter/promoter group	0	0	0
Held by public	0	0	0
<b>Total - E</b>	<b>0</b>	<b>0</b>	<b>0</b>
<b>Warrants:-</b>	<b>No. of warrants</b>	<b>As a % of total no. of warrants</b>	<b>As a % of total no. of shares of the company, assuming full conversion of warrants</b>
Held by promoter/promoter group	0	0	0
Held by public	0	0	0
<b>Total - F</b>	<b>0</b>	<b>0</b>	<b>0</b>
Total paid-up capital of the company, assuming full conversion of warrants and convertible securities (Grand Total (A+B+C)+ D+E+F)		3900000	0

<b>Total (A+B+C)</b>	<b>3900000</b>
----------------------	----------------

For Swadeshi Polytex Limited


  
 Authorised Signatory

Sr. No.	Folio# / DPID/CLID	Name of the shareholder	Details of Shares held		Encumbered shares <sup>(*)</sup>			Details of warrants		Details of convertible securities		Total shares (including shares assuming full conversion of warrants and convertible securities) as a % of diluted share capital
			Number of shares held	As a % of grand total (A)+(B)+(C)	Number	As a percentage (VI)/(VII)*100	As a % of grand total (A)+(B)+(C) of sub-clauses (I) (a)	No. of Warrants held	As a % of total no. of warrants of the same class	No. of convertible securities held	As a % of convertible securities of the same class	
1	IN300095/10696239	Doypack Systems Pvt Ltd	2,77,500	7.12	0	0.00	0.00	-	-	-	-	-
2	N002816	M/S NATIONAL TEXTILE CORPORATION LTD	250	0.01	0	0.00	0.00	-	-	-	-	-
3	N002817	M/S NATIONAL TEXTILE CORPORATION LTD	250	0.01	0	0.00	0.00	-	-	-	-	-
4	M002320	MR MAHENDRA SWARUP	5,250	0.13	0	0.00	0.00	-	-	-	-	-
5	N002566	NATIONAL TEXTILE CORPORATION LTD	13,10,500	33.60	0	0.00	0.00	-	-	-	-	-
6	IN300095/10002376	PAHARPUR COOLING TOWERS LTD	3,62,100	9.28	0	0.00	0.00	-	-	-	-	-
7	IN300095/10069237	Sedeno Parc Pvt Ltd	3,43,250	8.80	0	0.00	0.00	-	-	-	-	-
<b>Grand Total</b>			<b>22,29,100</b>	<b>58.95</b>	<b>0</b>	<b>0.00</b>	<b>0.00</b>	<b>-</b>	<b>-</b>	<b>-</b>	<b>-</b>	<b>-</b>

For Swadeshi Polytex Limited  
  
 Authorised Signatory

Annexure II  
SWADESHI POLYTEX LIMITED

(1) (c)(i) Statement showing holding of securities (including shares, warrants, convertible securities) of persons belonging to the category "Public" and holding more than 1% of the total number of shares as on 31/12/2013

Sr. No.	Folio# / DPID, CLID	Name of the shareholder	Number of shares	Shares as a percentage of total number of shares (i.e Grand total (A+B+C)) in para(D)(a) above	Details of warrants		Details of convertible securities		Total shares (including shares assuming full conversion of warrants and convertible securities) as a % of diluted share capital
					No. of Warrants held	As a % of total no. of warrants of the same class	No. of convertible securities held	As a % of total no. of convertible securities of the same class	
1	M005061	M/S M K J ENTERPRISES LTD	4,87,525	12.50	-	-	-	-	-
2	M005062	M/S MONOLITH INVESTMENT CO LTD	1,76,575	4.53	-	-	-	-	-
3	M005060	M/S MELVIN POWEL VANASPATI & ENGG IND LTD	82,425	2.11	-	-	-	-	-
<b>Grand-Total</b>			<b>7,46,525</b>	<b>19.14</b>	<b>-</b>	<b>-</b>	<b>-</b>	<b>-</b>	<b>-</b>

For Swadeshi Polytex Limited  
*Melvin Powell*  
Authorised Signatory

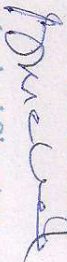
Annexure II

SWADESHI POLYTEX LIMITED

(1) (c)(ii) Statement showing holding of securities (including shares, warrants, convertible securities) of persons (together with PAC) belonging to the category "Public" and holding more than 5% of the total number of shares as on 31/12/2013

Sr. No.	Folio# / DPID, CLID	Name of the shareholder	Number of shares	Shares as a percentage of total number of shares (i.e. Grand total (A+B+C)) in para(D)(a) above	Details of warrants		Details of convertible securities		Total shares (including shares assuming full conversion of warrants and convertible securities) as a % of diluted share capital
					No. of Warrants held	As a % of total no. of warrants of the same class	No. of convertible securities held	As a % of total no. of convertible securities of the same class	
1	M005061	M/S M K J ENTERPRISES LTD	4,87,525	12.50	-	-	-	-	
Grand-Total			4,87,525	12.50	-	-	-	-	

For Swadeshi Polytex Limited  
 Authorised Signatory



**Annexure II  
SWADESHI POLYTEX LIMITED**

**(1) (d) Statement showing details of lock-in shares as on 31/12/2013**

Sr. No.	Folio# / DPID,CLID	Name of the shareholder	Category of Shareholders (promoters/ Public)	Number of shares	Shares as a percentage of total number of shares (i.e Grand total (A+B+C)) in para(I)(a) above
		NIL		NIL	NIL
<b>Grand-Total</b>				NIL	NIL

Shareholding of	Number of Shares	%	Amount	Share Holdings	
				Amount	% to total
0001 TO 1000	57	0.26	57000.00	17.24	
1001 TO 2000	5	0.08	50000.00	1.41	
2001 TO 3000	5	0.05	50000.00	0.47	
3001 TO 4000	5	0.05	50000.00	0.41	
4001 TO 5000	5	0.05	50000.00	0.36	
5001 TO 10000	3	0.05	30000.00	0.41	
10001 and above	7	0.07	700000.00	2.05	
<b>Total</b>	<b>957</b>	<b>100.00</b>	<b>3500000</b>	<b>100.00</b>	

For Swadeshi Polytex Limited

*[Signature]*  
Authorised Signatory

For Swadeshi Polytex Limited

*[Signature]*  
Authorised Signatory

**Distribution Schedule**

**SWADESHI POLYTEX LIMITED**

Distribution of	Equity Shares	as on	31/12/2013
Total Nominal value of Rs.	39000000.00	Nominal value of each share/unit Rs.	10.00
Total number of shares/units	3900000	Paid up value of each share/unit Rs.	10.00

**TABLE I  
Distribution of holdings**

Shareholding of value of Rs.	Shareholders		Share holdings		
	Number	% to total	Shares	Amount	% to total
UPTO TO 5000	9699	98.50	672170	6721700.00	17.24
5001 TO 10000	87	0.88	67400	674000.00	1.73
10001 TO 20000	35	0.36	54925	549250.00	1.41
20001 TO 30000	8	0.08	18225	182250.00	0.47
30001 TO 40000	5	0.05	16605	166050.00	0.43
40001 TO 50000	3	0.03	15000	150000.00	0.38
50001 TO 100000	3	0.03	15800	158000.00	0.41
100001 and Above	7	0.07	3039875	30398750.00	77.95
<b>** G Total</b>	<b>9847</b>	<b>100.00</b>	<b>3900000</b>	<b>39000000.00</b>	<b>100.00</b>

For Swadeshi Polytex Limited

*[Signature]*  
Authorised Signatory



**Annexure II**  
**SWADESHI POLYTEX LIMITED**

Shareholding Pattern as on 31/12/2013

**(II) (a) Statement showing details of Depository Receipts (DRs)**

Sr No.	Type of Outstanding DR (ADRs, GDRs, SDRs, etc.)	Number of Outstanding DRs	Number of shares underlying outstanding DRs	Shares underlying outstanding DRs as a percentage of total number of shares {i.e. Grand Total (A)+(B) +(C) indicated in the statement at para (1) (a) above }
			NIL	
	TOTAL			

**(II) (b) Statement showing Holding of Depository Receipts (DRs), where underlying shares are in excess of 1% of the total number of shares**

Sr No.	Name of the DR Holder	Type of Outstanding DR (ADRs, GDRs, SDRs, etc.)	Number of shares underlying outstanding DRs	Shares underlying outstanding DRs as a percentage of total number of shares {i.e. Grand Total (A)+(B) +(C) indicated in the statement at para (1) (a) above }
			NIL	
	TOTAL			

For Swadeshi Polytex Limited

*[Signature]*  
Authorised Signatory

Thanking you

Yours truly,

For Swadeshi Polytex Limited

*[Signature]*  
(Authorised Signatory)

Enclosed as above

