

Annexure II
SWADESHI POLYTEX LIMITED

(1) (a) Statement showing Shareholding Pattern as on 30/09/2014

| Category code | Category of shareholder | Number of shareholders | Total Number of Shares | Number of shares held in dematerialized form | Total Shareholding as a percentage of total no. of shares | | Shares Pledged or otherwise encumbered | |
|--|--|------------------------|------------------------|--|---|----------------------------------|--|--------------------------------------|
| | | | | | As a percentage of (A+B) (VI) | As a percentage of (A+B+C) (VII) | No. of shares (VIII) | As a percentage (IX)=(VIII)/(IV)*100 |
| (I) | (II) | (III) | (IV) | (V) | (VI) | (VII) | (VIII) | (IX) |
| (A) Shareholding of promoter and promoter Group | | | | | | | | |
| (1) Indian | | | | | | | | |
| (a) | INDIVIDUALS/HUF | 1 | 5,250 | 0 | 0.13 | 0.13 | 0 | 0.00 |
| (b) | CENTRAL GOVERNMENT/STATE GOVERNMENT | 0 | 0 | 0 | 0.00 | 0.00 | 0 | 0.00 |
| (c) | BODIES CORPORATE | 8 | 23,84,679 | 10,73,679 | 61.15 | 61.15 | 0 | 0.00 |
| (d) | FINANCIAL INSTITUTIONS/BANKS | 0 | 0 | 0 | 0.00 | 0.00 | 0 | 0.00 |
| (e) | ANY OTHER (SPECIFY) | 0 | 0 | 0 | 0.00 | 0.00 | 0 | 0.00 |
| | Sub-Total (A) (1) | 7 | 23,89,929 | 10,73,679 | 61.28 | 61.28 | 0 | 0.00 |
| (2) Foreign | | | | | | | | |
| (a) | INDIVIDUALS/INDIAN FOREIGN INDIVIDUALS | 0 | 0 | 0 | 0.00 | 0.00 | 0 | 0.00 |
| (b) | BODIES CORPORATE | 0 | 0 | 0 | 0.00 | 0.00 | 0 | 0.00 |
| (c) | INSTITUTIONS | 0 | 0 | 0 | 0.00 | 0.00 | 0 | 0.00 |
| (d) | QUALIFIED FOREIGN INVESTOR | 0 | 0 | 0 | 0.00 | 0.00 | 0 | 0.00 |
| (e) | ANY OTHER (SPECIFY) | 0 | 0 | 0 | 0.00 | 0.00 | 0 | 0.00 |
| | Sub-Total (A) (2) | 0 | 0 | 0 | 0.00 | 0.00 | 0 | 0.00 |
| | Total (A) | 7 | 23,89,929 | 10,73,679 | 61.28 | 61.28 | 0 | 0.00 |
| (B) Public shareholding | | | | | | | | |
| (1) Institutions | | | | | | | | |
| (a) | MUTUAL FUNDS/OCI | 0 | 0 | 0 | 0.00 | 0.00 | 0 | 0.00 |
| (b) | FINANCIAL INSTITUTIONS/BANKS | 12 | 2,125 | 0 | 0.05 | 0.05 | 0 | 0.00 |
| (c) | CENTRAL GOVERNMENT/STATE GOVERNMENT | 1 | 250 | 0 | 0.01 | 0.01 | 0 | 0.00 |
| (d) | VENTURE CAPITAL FUND | 0 | 0 | 0 | 0.00 | 0.00 | 0 | 0.00 |
| (e) | INSURANCE COMPANIES | 4 | 1,250 | 825 | 0.05 | 0.03 | 0 | 0.00 |
| (f) | FOREIGN INSTITUTIONAL INVESTORS | 0 | 0 | 0 | 0.00 | 0.00 | 0 | 0.00 |
| (g) | FOREIGN VENTURE CAPITAL INVESTORS | 0 | 0 | 0 | 0.00 | 0.00 | 0 | 0.00 |
| (h) | QUALIFIED FOREIGN INVESTOR | 0 | 0 | 0 | 0.00 | 0.00 | 0 | 0.00 |
| (i) | MARKET MAKER | 0 | 0 | 0 | 0.00 | 0.00 | 0 | 0.00 |
| | Sub-Total (B) | 17 | 3,625 | 825 | 0.09 | 0.09 | 0 | 0.00 |
| (2) Non-institutions | | | | | | | | |
| (a) | BODIES CORPORATE | 62 | 6,84,337 | 1,79,715 | 17.55 | 17.55 | 0 | 0.00 |
| (b) | (i) INDIVIDUALS -HOLD UP TO 1 LAKH (NON VALUED) | 9729 | 8,17,399 | 41,929 | 20.96 | 20.96 | 0 | 0.00 |
| | (ii) INDIVIDUALS -HOLD ABOVE 1 LAKH (NON VALUED) | 0 | 0 | 0 | 0.00 | 0.00 | 0 | 0.00 |
| (c) | ANY OTHER (SPECIFY)- A) CLEARING MEMBERS | 0 | 0 | 0 | 0.00 | 0.00 | 0 | 0.00 |
| | B) NON-RESIDENTS | 29 | 4,710 | 0 | 0.12 | 0.12 | 0 | 0.00 |
| | C) TRUST | 0 | 0 | 0 | 0.00 | 0.00 | 0 | 0.00 |
| | Sub-Total (B) (2) | 9820 | 15,06,446 | 2,21,644 | 38.63 | 38.63 | 0 | 0.00 |
| | Total (B) | 9837 | 15,10,071 | 2,22,469 | 38.72 | 38.72 | 0 | 0.00 |
| | Total (A+B) | 9844 | 39,00,000 | 12,96,148 | 100.00 | 100.00 | 0 | 0.00 |

For Swadeshi Polytex Limited

[Signature]
Authorized Signatory

| (I) | Category of shareholder (II) | Number of shareholders (III) | Total Number of Shares (IV) | Number of shares held in dematerialized form (V) | Total Shareholding as a percentage of total no. of shares | | Shares Pledged or otherwise encumbered | |
|-----|---|---------------------------------|--------------------------------|---|---|-------------------------------------|--|---|
| | | | | | As a percentage of (A+B) (VI) | As a percentage of (A+B+C) (VII) | No. of shares (VIII) | As a percentage (IX)=(VIII)/(IV)*100 |
| (C) | Shares held by Custodians and against which | | | | | | | |
| | Depository Receipts have been issued | | | | | | | |
| | SHARES HELD BY CUSTODIANS | 0 | 0 | 0 | 0.00 | 0.00 | 0 | 0.00 |
| | Sub-Total (C) | 0 | 0 | 0 | 0.00 | 0.00 | 0 | 0.00 |
| | Total (C) | 0 | 0 | 0 | 0.00 | 0.00 | 0 | 0.00 |
| | Grand-Total (A+B+C) | 9844 | 39,00,000 | 12,96,148 | 100.00 | 100.00 | 0 | 0.00 |

For Swadeshi Polytex Limited

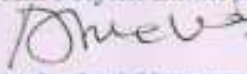
[Signature]
Authorized Signatory

Introductory sub-table (f)(a)

| | | | |
|--|--|---|---|
| Name of the Company: SWADESH POLYTEX LIMITED | | | |
| Scrip Code, Name of the scrip, class of security: | | | |
| Quarter ended: 30/09/2014 | | | |
| Partly paid-up shares:- | No. of partly paid-up shares | As a % of total no. of partly paid-up shares | As a % of total no. of shares of the company |
| Held by promoter/promoter group | 0 | 0 | 0 |
| Held by public | 0 | 0 | 0 |
| Total - D | 0 | 0 | 0 |
| Outstanding convertible securities:- No. of outstanding securities | As a % of total no. of outstanding convertible securities | As a % of total no. of shares of the company, assuming full conversion of the convertible securities | |
| Held by promoter/promoter group | 0 | 0 | 0 |
| Held by public | 0 | 0 | 0 |
| Total - E | 0 | 0 | 0 |
| Warrants:- | No. of warrants | As a % of total no. of warrants | As a % of total no. of shares of the company, assuming full conversion of warrants |
| Held by promoter/promoter group | 0 | 0 | 0 |
| Held by public | 0 | 0 | 0 |
| Total - F | 0 | 0 | 0 |
| Total paid-up capital of the company, assuming full conversion of warrants and convertible securities (Grand Total (A+B+C)+ D+E+F) | | | 3800000 |

| | |
|---------------|---------|
| Total (A+B+C) | 3900000 |
|---------------|---------|

For Swadeshi Polytex Limited




 Authorized Signatory

Annexure B
SWADESHI POLYTEX LIMITED

(i) (b) Statement showing holding of securities (including shares) in various convertible securities of persons belonging to the category "Promoter and Shareholder Group" as on 30/06/2014

| Sl. No. | Folio (CDD, FLD) | Name of the shareholder | Details of shares held | | Escrowed shares* | | Details of warrants | | Details of convertible securities | | Total shares including shares existing but conversion of warrants and convertible securities as a % of diluted share capital |
|--------------------|------------------|-------------------------------------|------------------------|-------------------------------------|------------------|--------------------------------|-------------------------------------|---|------------------------------------|---|--|
| | | | Number of shares held | As a % of paid up capital (₹ 100/-) | Number | As a percentage (%) of ₹ 100/- | As a % of paid up capital (₹ 100/-) | As a % of total no. of warrants of the issuer | No. of convertible securities held | As a % of total no. of convertible securities of the issuer | |
| 1 | 01/000110/000122 | Devgadh Services Pvt Ltd | 2,77,500 | 7.73 | 0 | 0.00 | 0.00 | - | - | - | - |
| 2 | 01/000110 | M/S NATONAL TEXTILE CORPORATION LTD | 200 | 0.60 | 0 | 0.00 | 0.00 | - | - | - | - |
| 3 | 01/000110 | M/S NATONAL TEXTILE CORPORATION LTD | 200 | 0.60 | 0 | 0.00 | 0.00 | - | - | - | - |
| 4 | 01/000110 | M/S MANUSOMA PRIVATE | 5,200 | 15.57 | 0 | 0.00 | 0.00 | - | - | - | - |
| 5 | 01/000110 | NATONAL TEXTILE CORPORATION LTD | 11,10,000 | 33.00 | 0 | 0.00 | 0.00 | - | - | - | - |
| 6 | 01/000110/000110 | SHARDA SUGAR AND FOODS PRIVATE LTD | 4,55,000 | 13.61 | 0 | 0.00 | 0.00 | - | - | - | - |
| 7 | 01/000110 | Sharda Pvt. Ltd | 4,42,200 | 13.30 | 0 | 0.00 | 0.00 | - | - | - | - |
| Grand Total | | | 11,81,100 | 35.21 | 0 | 0.00 | 0.00 | - | - | - | - |

For Swadeshi Polytex Limited

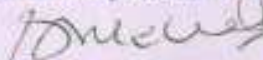

Authorized Signatory

Annexure II
SWADESHI POLYTEX LIMITED

(ii) Statement showing holding of securities (including shares, warrants, convertible securities) of persons (together with PAC) belonging to the category "Public" and holding more than 5% of the total number of shares as on 30/09/2014

| Folio# / DPID, CLEO | Name of the shareholder | Number of shares | Shares as a percentage of total number of shares (i.e. Grand total (A+B+C) in para.(i)(a) above | Details of warrants | | Details of convertible securities | | Total shares (including shares assuming full conversion of warrants and convertible securities) as a % of stated share capital |
|-------------------------|-------------------------|------------------|---|----------------------|---|------------------------------------|---|--|
| | | | | No. of Warrants held | As a % of total no. of warrants of the same class | No. of convertible securities held | As a % of total no. of convertible securities of the same class | |
| MSM K J ENTHI 90565 LTD | | 4,87,525 | 12.50 | | | | | |
| Grand-Total | | 4,87,525 | 12.50 | - | - | - | - | - |

For Swadeshi Polytex Limited



Authorized Signatory

Annexure II
SWADESHI POLYTEX LIMITED

(1) (c)(i) Statement showing holding of securities (including shares, warrants, convertible securities) of persons belonging to the category "Public" and holding more than 1% of the total number of shares as on **30/09/2014**

| Sr. No. | Folio / DPID, C.D.D | Name of the shareholder | Number of shares | Shares in a percentage of total number of shares (i.e. Grand total (A+B+C) in para 1(a) above | Details of warrants | | Details of convertible securities | | Total shares (including shares assuming full conversion of warrants and convertible securities) as a % of diluted share capital |
|--------------------|---------------------|---|------------------|---|----------------------|---|------------------------------------|---|---|
| | | | | | No. of Warrants held | As a % of total no. of warrants of the same class | No. of convertible securities held | As a % of total no. of convertible securities of the same class | |
| 1 | NR02001 | M/S M K J ENTERPRISES LTD | 4,87,525 | 17.50 | | | | | |
| 2 | INR02015/10039488 | MONULITH INVESTMENT COMPANY LIMITED | 96,255 | 2.46 | | | | | |
| | 000510183608 | M/s. Pankaj Varasani & Tgg. Industries Ltd. | 82,425 | 2.11 | | | | | |
| Grand-Total | | | 6,66,205 | 17.07 | - | - | - | - | - |

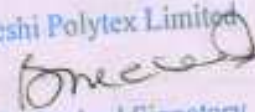
For Swadeshi Polytex Limited


Authorized Signatory

**Annexure II
SWADESHI POLYTEX LIMITED**

d) Statement showing details of lock-in shares as on 30/09/2014

| Folio# / DPID,CLID | Name of the shareholder | Category of Shareholders (promoters/ Public) | Number of shares | Shares as a percentage of total number of shares (i.e Grand total (A+B+C)) in para(D)(a) above |
|--------------------|-------------------------|--|------------------|--|
| NIL | | | NIL | NIL |
| Grand-Total | | | NIL | NIL |

For Swadeshi Polytex Limited

 Authorised Signatory

Distribution Schedule

SWADESHI POLYTEX LIMITED

Equity Shares

as on

30/09/2014

Distribution of
Total Nominal value of Rs.
Total number of shares/units

39000000.00 Nominal value of each share/unit Rs. 10.00
3900000 Paid up value of each share/unit Rs. 10.00

TABLE I
Distribution of holdings

| Shareholding of value of Rs. | Shareholders | | Share holdings | | |
|------------------------------|--------------|---------------|----------------|--------------------|---------------|
| | Number | % to total | Shares | Amount | % to total |
| UPTO TO 5000 | 9702 | 98.56 | 671501 | 6715010.00 | 17.22 |
| 5001 TO 10000 | 85 | 0.86 | 65775 | 657750.00 | 1.69 |
| 10001 TO 20000 | 31 | 0.31 | 48156 | 481560.00 | 1.23 |
| 20001 TO 30000 | 9 | 0.09 | 21225 | 212250.00 | 0.54 |
| 30001 TO 40000 | 4 | 0.04 | 13430 | 134300.00 | 0.34 |
| 40001 TO 50000 | 4 | 0.04 | 19175 | 191750.00 | 0.49 |
| 50001 TO 100000 | 2 | 0.02 | 10550 | 105500.00 | 0.27 |
| 100001 and Above | 7 | 0.07 | 3050188 | 30501880.00 | 78.21 |
| ** G Total | 9844 | 100.00 | 3900000 | 39000000.00 | 100.00 |

For Swadeshi Polytex Limited

[Signature]
Authorised Signatory

Annexure II
SWADESHI POLYTEX LIMITED

Holdings Pattern as on 30/09/2014

(a) Statement showing details of Depository Receipts (DRs)

| Sr No. | Type of Outstanding DR (ADRs, GDRs, SDRs, etc.) | Number of Outstanding DRs | Number of shares underlying outstanding DRs | Shares underlying outstanding DRs as a percentage of total number of shares (i.e. Grand Total (A)+(B)+(C) indicated in the statement at para (1) (a) above) |
|--------|---|---------------------------|---|--|
| | | | NIL | |
| | TOTAL | | | |

(II) (b) Statement showing Holding of Depository Receipts (DRs), where underlying shares are in excess of 1% of the total number of shares

| Sr No. | Name of the DR Holder | Type of Outstanding DR (ADRs, GDRs, SDRs, etc.) | Number of shares underlying outstanding DRs | Shares underlying outstanding DRs as a percentage of total number of shares (i.e. Grand Total (A)+(B)+(C) indicated in the statement at para (1) (a) above) |
|--------|-----------------------|---|---|--|
| | | | NIL | |
| | TOTAL | | | |

For Swadeshi Polytex Limited

[Signature]
Authorized Signatory